

Telecommunication Peripheral Products

# Application Note

Contact Closure  
Dialing with Hot-Line  
Dialers

October 8, 2003

## Initiate Dialing from a Contact Closure

All of Viking's Hot-Line dialers, both existing and discontinued, may be configured to dial when triggered by a contact closure. This is ideal for applications where a piece of equipment provides the closure, allowing the dialer to dial a phone number or pager number for alarm notification.

Various contact closures are required depending on the dialer.



K-1900-4



K-1900-5

<http://www.VikingElectronics.com>

[Info@VikingElectronics.com](mailto:Info@VikingElectronics.com)

Sales...(715) 386-8861

**Important:** Different revisions of products may require different programming and/or setup. Please read your serial label to find the proper section.

⚠ This document must be used in combination with the product's Technical Practice.

Model	Fax Back Document Number
K-1900-4	315
K-1900-5	317
K-2000-DVA	303

## K-1900-5

### A. Converting the K-1900-5 to Contact Closure Dialing

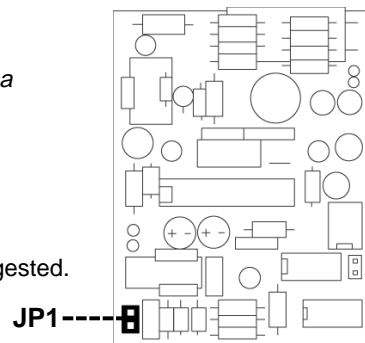
**Important:** Electronic components are sensitive to static electricity. Personnel and the work area should be grounded before handling.

1. Remove the cover of the K-1900-5 with your hands.
2. Locate JP1.

**Note:** There are (2) two pin headers on the circuit board. Use the diagram (right) to find JP1.

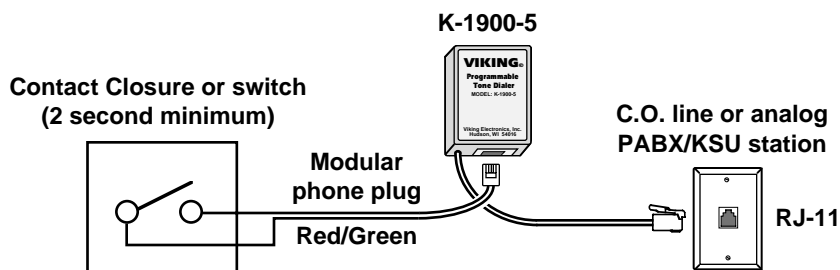
3. Short the two pins on JP1 together. Wrapping a bare telephone wire around both pins is suggested.
4. When finished, replace the cover.

**Important:** Be sure whatever is used to short the jumper is not touching any other components.



### B. Installation

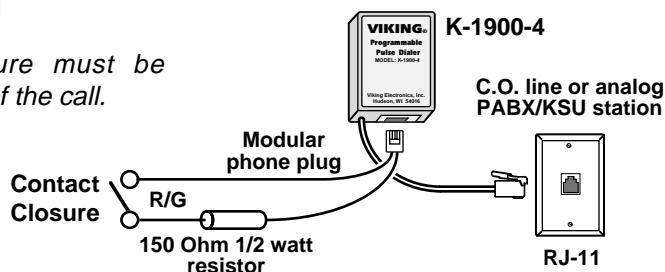
**Note:** The K-1900-5 will drop the line as soon as it is done dialing, so it is important to add several pauses to the end of the dialing string to allow time for the call to go through. If the contact or switch is continuous, the K-1900-5 will drop the line when closure is released.



# K-1900-4

## A. Single Number Dialing

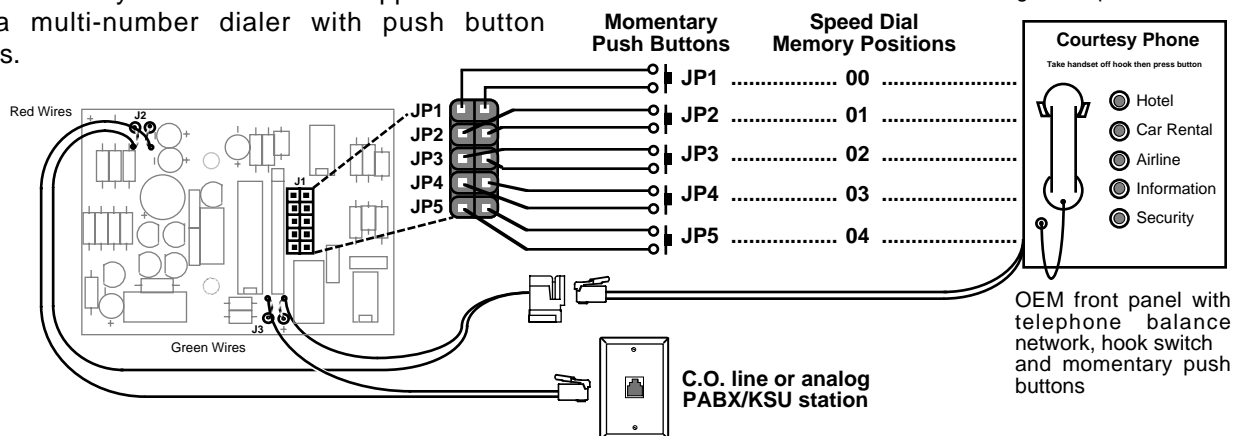
**Note:** The contact closure must be maintained for the duration of the call.



## B. Dialing up to 5 Numbers from Multiple Contact Closures

The K-1900-4 may be used in OEM applications to create a multi-number dialer with push button selections.


K-1900-4 used in FCC Registered phone assembly



**Note:** Contact Viking Technical support for configurations of up to 31 speed dial numbers.

# K-1500-5KB (discontinued)

**Note:** The contact closure must be maintained for the duration of the call.



# K-2000-DVA

The K-2000-DVA combines multi-number dialing from multiple contact closures combined with a built-in digital voice announcer for emergency and non-emergency applications. The K-2000-DVA can store multiple phone numbers and can record and play a user recorded alarm message.

For more information regarding the K-2000-DVA, retrieve Fax Back Document 303.

**Product Support Line...(715) 386-8666**

**Fax Back Line...(715) 386-4345**

Due to the dynamic nature of the product design, the information contained in this document is subject to change without notice. Viking Electronics, its affiliates and/or subsidiaries assume no responsibility for errors and/or omissions contained in this information. Revisions of this document or new editions of it may be issued to incorporate such changes.