

Replacing the tab of the phone's cradle

Remove the tab from the phone's cradle (Fig. 3, Step A) and insert the tab provided in this package, as shown in Fig. 3, Step B and C.

Connecting the cables

1. Plug the long end of the handset cord into the connector labelled "H" on the back of the phone and place the cord in the cable guide (Fig. 4). You may want to hold off on attaching the handset to the other end of the cord until the phone has been mounted on the wall.
2. Connect the Ethernet cable (not included) and, if applicable, the power cable (not included) to the connectors on the back of the phone. For more information, please consult the phone's manual.

Mounting the phone on the wall bracket

1. Hold the phone with the slide guides directly above the grooves on either of the wall bracket (Fig. 5, Step A).
2. Slide the phone downwards so that the slide guides are inside the grooves on the wall bracket until the stop rest locks into place in the cut-out at the top of the bracket (Fig. 5, step B).

Unmounting the phone from the wall

1. Slide the phone upwards with both hands until it comes off the wall bracket. There may be a slight resistance initially when the stop rest detaches from the wall bracket. Do not use force!
2. Disconnect the Ethernet cable and, if applicable, the power and PC cables.

Removing the stop rest from the phone

1. Lift the lower end of the stop rest lightly with two fingers on either side of the arrows.
2. Slide the stop rest downwards until the top cleat is free.

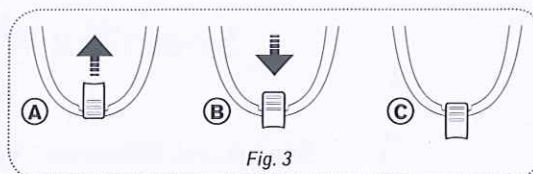


Fig. 3

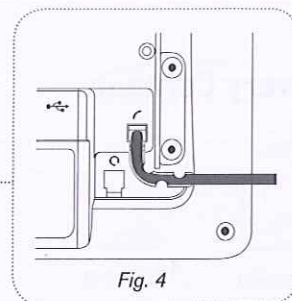


Fig. 4

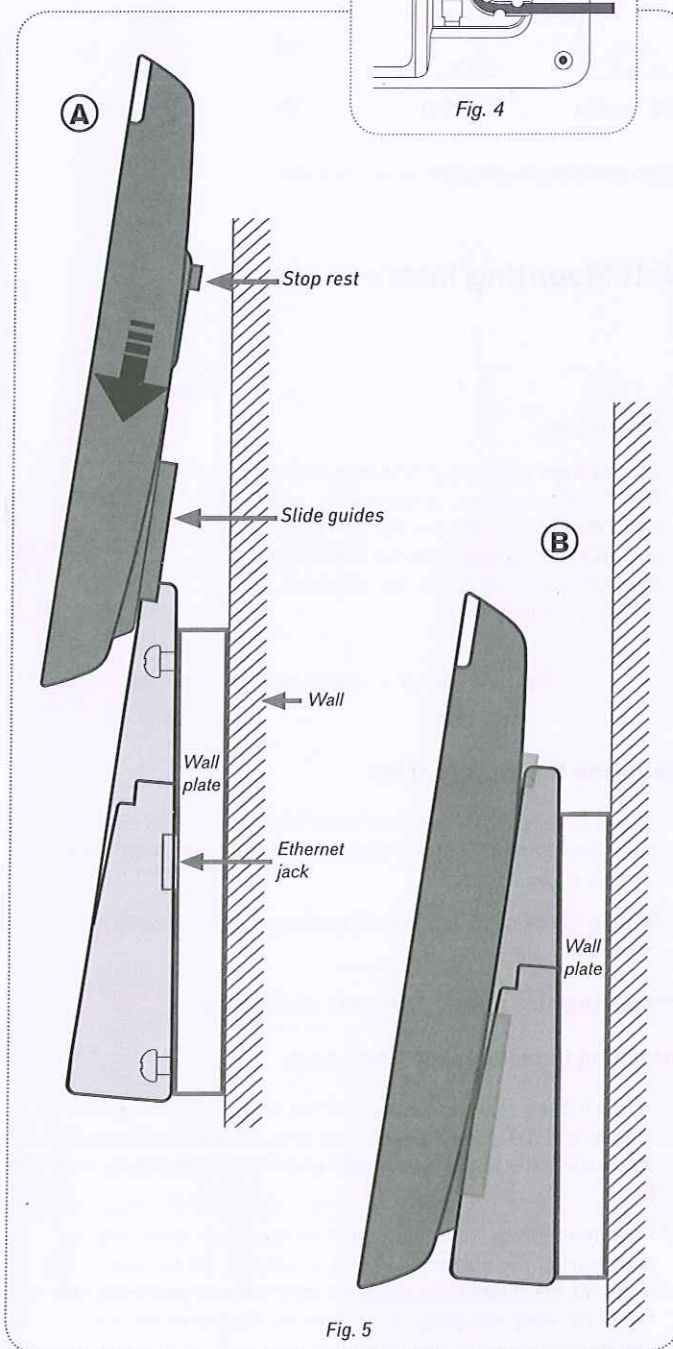


Fig. 5

Snom Technology GmbH

Wittestr. 30 G
13509 Berlin, Deutschland
Tel. +49 30 39 83 3-0
Fax +49 30 39 83 31 11
office.de@snom.com
www.snom.com

Snom Technology GmbH
6 Parc des fontenelles
78870 Bailly, France
Tel. +33 1 80 87 62 87
Fax +33 1 80 87 62 88
office.fr@snom.com

Snom Technology GmbH
The Courtyard
High Street
Ascot, Berkshire SL5 7HP, UK
Tel. +44 161 348 7500
Fax +44 161 348 7509
office.uk@snom.com

Snom, Inc.
2603 Camino Ramon, Suite 420
San Ramon, CA 94583, USA
Tel. 781-569-2044
Fax 978-998-7883
office.us@snom.com

Snom Technology GmbH
Via Milano 1
20020 Lainate, Italia
Tel +39 02 00611212
Fax +39 02 93661864
office.it@snom.com

snom technology Ltd.
Rm. 828, 5F, No. 285, Sec. 4
Zhongxiao E. Rd., Da'an Dist.
Taipei City 10692, Taiwan
Tel +886-2-8751-1120
Fax +886-2-8751-1130
office.tw@snom.com